

# Ceppo di Grè





## Indice

moodboard	pag.4-5
colori e formati	pag.6-7
set design	pag. 8-25
sviluppo grafico	pag.26-33
riepilogo serie	pag.34
caratteristiche tecniche	pag.36
tabella pesi e imablli	pag.37





grè white 61,0x122,2cm



grè natural 61,0x122,2cm



**NEW OUTDOOR**  
grè natural 90,0x90,0 FP2



grè natural 90,0x90,0 FP2  
**NEW OUTDOOR**

grè anthracite 61,0x122,2cm  
**NEW OUTDOOR**



grè natural mosaico monocolor 5x5



grè white mosaico asimmetrico 18 pz



grè grey 30,4x61,0 cm



grè white 61,0x61,0cm



grè anthracite 30,4x61,0cm




grè grey 61,0x61,0cm







## Colori/ colors




grè white



grè natural




grè grey



grè anthracite

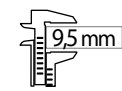

## Formati/ sizes



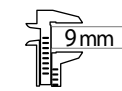

61x122,2 cm RS  
R10

61x122,2 cm RS

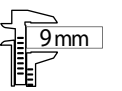

**NEW OUTDOOR -R12- A+B+C**



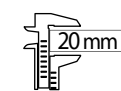

90x90 cm RS  
R10




61x61 cm RS  
R10



30,4x61 cm RS  
R10



90x90 cm RS **FP2**  
**NEW OUTDOOR -R12- A+B+C**  
*grè natural, grè anthracite*



61x61 cm RS **FP2**  
**NEW OUTDOOR -R12- A+B+C**  
*grè natural, grè white*

RS: rettificato strutturato























grè anthracite 61x61cm RS







grè white 61x122,2 cm RS













sviluppo grafico white 61,0x122,2 cm RS





sviluppo grafico natural 90X90 cm RS FP2  
*outdoor*





sviluppo grafico grey 61x61 cm RS





sviluppo grafico anthracite 61x122,2 cm RS





### white

61x122,2 cm RS in  
61x122,2 cm RS out  
61x61 cm RS  
30,4x61 cm RS  
61x61 cm RS FP2

mosaico monocolor 36  
tessere 5x5 - 30x30cm  
mosaico asimmetrico 18 pz  
- 30x30cm


pezzi speciali :

battiscopa 6,5x61 cm R

step 30,4x61 cm R

gradino costa retta  
34x122,2x4 cm R  
34x61x4 cm R

angolare costa retta dx/sx  
34x122,2x4 cm R  
34x34x4 cm R



### natural

61x122,2 cm RS in  
61x122,2 cm RS out  
61x61 cm RS  
30,4x61 cm RS  
90x90 cm RS FP2  
61x61 cm RS FP2


mosaico monocolor 36  
tessere 5x5 - 30x30cm  
mosaico asimmetrico 18 pz  
- 30x30cm

pezzi speciali :

battiscopa 6,5x61 cm R

step 30,4x61 cm R  
elemento monolitico  
outdoor 15x61x4

gradino costa retta  
34x122,2x4 cm R  
34x61x4 cm R  
angolare costa retta dx/sx  
34x122,2x4 cm R



### grey

61x122,2 cm RS in  
61x122,2 cm RS out  
61x61 cm RS  
30,4x61 cm RS


mosaico monocolor 36  
tessere 5x5 - 30x30cm  
mosaico asimmetrico 18 pz  
- 30x30cm

pezzi speciali :

battiscopa 6,5x61 cm R

step 30,4x61 cm R  
elemento monolitico  
outdoor 15x61x4

gradino costa retta  
34x122,2x4 cm R  
34x61x4 cm R  
angolare costa retta dx/sx  
34x122,2x4 cm R  
34x34x4 cm R



### anthracite

61x122,2 cm RS in  
61x122,2 cm RS out  
61x61 cm RS  
30,4x61 cm RS  
90x90 cm RS FP2  
61x61 cm RS FP2

mosaico monocolor 36  
tessere 5x5 - 30x30cm  
mosaico asimmetrico 18 pz  
- 30x30cm

pezzi speciali :

battiscopa 6,5x61 cm R

step 30,4x61 cm R

gradino costa retta  
34x122,2x4 cm R  
34x61x4 cm R

angolare costa retta dx/sx  
34x122,2x4 cm R  
34x34x4 cm R

RS: rettificato strutturato  
NS: naturale strutturato





Simbologia caratteristiche tecniche - grès porcellanato smaltato / Symbols technical characteristics - grès porcellanato smaltato / Symboles des caractéristiques techniques - grès cérame émaillé / Symbole technischen eigenschaften - glasiertes feinsteinzeug /

TUSCANIA		CARATTERISTICHE TECNICHE TECHNICAL CHARACTERISTICS CARACTÉRISTIQUES TECHNIQUES TECHNISCHE MERKMALE	NORMA DI RIFERIMENTO REFERENCE STANDARD NORME DE RÉFÉRENCE PRÜFMETHODE	VALORE RICHIESTO REQUIRED VALUE Valeur requise SOLLWERT	VALORE MEDIO TUSCANIA AV. TUSCANIA VALUE Valeur moyenne TUSCANIA MITTLERER TUSCANIA-WERT
	DIMENSIONI DIMENSIONS DIMENSIONS ABMESSUNGEN	ISO 10545-2	CONFORME COMPLIANT CONFORME KONFORM	CONFORME COMPLIANT CONFORME KONFORM	
	ASSORBIMENTO D'ACQUA WATER ABSORPTION ABSORPTION D'EAU WASSERAUFNAHME	ISO 10545-3	≤ 0,5%	CONFORME COMPLIANT CONFORME KONFORM	
	RESISTENZA A FLESSIONE MODULUS OF RUPTURE RESISTANCE A LA FLEXION BIEGESTÄRKE	ISO 10545-4	MODULUS OF RUPTURE R ≥ 35 N/MM <sup>2</sup> BREAKING STRENGTH S ≥ 1300 N	CONFORME COMPLIANT CONFORME KONFORM	
	RESISTENZA ALL'ABRAZIONE ABRASION RESISTANCE RÉSISTANCE À L'ABRASION ABRIEBESTÄNDIGKEIT	ISO 10545-7	PEI SOLO PER PIASTRELLE SMALTATE ONLY FOR GLAZED TILES		
	DILATAZIONE TERMICA LINEARE LINEAR THERMAL EXPANSION DILATATION THERMIQUE LINÉAIRE LINEARE WÄRMEAUSSDEHNUNG	ISO 10545-8	≤ 9x10 <sup>-6</sup> °C <sup>-1</sup>	CONFORME COMPLIANT CONFORME KONFORM	
	RESISTENZA AGLI SBALZI TERMICI THERMAL SHOCK RESISTANCE RÉSISTANCE AUX ÉCARTS DE TEMPERATURE TEMPERATURWECHSELBESTÄNDIGKEIT	ISO 10545-9	RESISTENTE RESISTANT RESISTANT BESTÄNDIG	RESISTENTE RESISTANT RESISTANT BESTÄNDIG	
	RESISTENZA AL GELO FROST RESISTANCE RÉSISTANCE AU GEL FROSTBESTÄNDIGKEIT	ISO 10545-12	RESISTENTE RESISTANT RESISTANT BESTÄNDIG	RESISTENTE RESISTANT RESISTANT BESTÄNDIG	
	RESISTENZA AGLI ACIDI E ALLE BASI ACID AND ALKALI RESISTANCE RÉSISTANCE AUX ACIDES ET AUX BASES SÄURE- UND LAUGENBESTÄNDIGKEIT	ISO 10545-13	CLASS GB MIN	LOW CONCENTRATION OR HIGH CONCENTRATION CHA	
	RESISTENZA ALL'ATTACCO CHIMICI CHEMICAL RESISTANCE RÉSISTANCE À L'ATTAQUE CHIMIQUE CHEMISCHE BESTÄNDIGKEIT	ISO 10545-13	CLASS GB MIN	GA	
	RESISTENZA ALLE MACCHIE STAIN RESISTANCE RÉSISTANCE AU TACHES FLECKENBESTÄNDIGKEIT	ISO 10545-14	CLASS 3 MIN	6	
	COEFFICIENTE DI ATTRITO (SCIVOLosità) FRICTION COEFFICIENT (SLIPPERINESS) COEFFICIENT DE FRICTION (GLISSEMENT) REIBUNGSKOEFFIZIENT (RUTSCHGEHR)	BCR - ITALIA DM DEL 14-06-89	ASTM - USA ASTM C1028	DIN - GERMANIA DIN 51130	
		DRY RUBBER 0,62 WET RUBBER 0,51 DRY LEATHER 0,62	DRY NEDOLYTHE 0,69 WET NEDOLYTHE 0,62	R10-R12 ZH 1/571	

THE PRODUCTS HAVING AN ABSORPTION ≤ 0,5% ARE CLASSIFIED ACCORDING THE UNI EN STANDARDS "FULLY VITRIFIED TILES" AND ACCORDING TO THE ASTM STANDARDS "IMPERVIOUS TILES"

Tabella pesi ed imballi / Sizes weight and packaging /  
Mesures poids et emballages / Tabelle der Gewichte und Verpackungen /

formati / sizes / tailles / formate /	mm	pz. x box	mq. x box	box x pal.	mq. x pal.	kg. x mq	kg. x box	kg. x pal.	
<b>NATURALI / NATURAL (N)</b>									
61,5x61,5 cm 24"x24" N	9 mm	4	1,51	30	45,30	20,53	31,00	940	80x120x75
45,2x45,2 cm 18"x18" N	9 mm	8	1,63	44	71,72	19,45	31,70	1405	80x120x105
30,8x61,5 cm 12"x24" N	9 mm	7	1,32	40	52,80	18,19	24,00	970	80x120x75
30,6x30,6 cm 12"x12" N (terre toscane, camelot)	9 mm	14	1,31	60	78,60	21,12	27,67	1670	80x120x105
25x60 cm 10"x24" N (bicottura)	8 mm	10	1,50	48	72,00	13,06	19,50	950	80x120x90
20x50 cm 8"x20" N (bicottura)	8 mm	14	1,40	48	67,20	13,54	18,96	920	80x120x95
20x40 cm 8"x16" N	9 mm	13	1,04	72	74,88	18,56	19,30	1400	80x120x95
20x20 cm 8"x8" N	9 mm	32	1,28	60	76,80	18,16	23,25	1405	80x120x95
20x20 cm 8"x8" N (agadir, basic, carociment, fruhling)	7,2 mm	38	1,52	60	91,20	15,50	23,56	1425	80x120x95
15,1x30,6 cm 6"x12" N (terraforte, tribeca, santi)	8,5 mm	32	1,48	60	88,80	17,29	25,58	1545	80x120x105
15,1x30,6 cm 6"x12" N (terre toscane, camelot)	9 mm	28	1,29	60	77,40	21,06	27,17	1640	80x120x105
<b>RETTIFICATI / RECTIFIED (R)</b>									
122,2x122,2 cm 48"x48" R	9,5 mm	2	2,99	16	47,84	20,59	61,56	1025	130,5x130,5x60
90x90 cm 36"x36" R	9,5 mm	2	1,62	21	34,02	20,76	33,62	735	94x107x65
80x160 cm 31"x62" R	9,5 mm	2	2,56	16	40,96	21,29	54,50	940	91x171x60
61x122,2 cm 24"x48" R	9,5 mm	2	1,49	36	53,64	20,60	30,70	1115	94x120x75
61x61 cm 24"x24" R	9 mm	4	1,49	30	44,70	20,36	30,33	920	80x120x75
45x90 cm 18"x36" R	9,5 mm	3	1,21	32	38,72	23,88	28,91	935	94x120x60
30,4x122,2 cm 12"x48" R	9,5 mm	4	1,49	36	53,64	20,79	30,97	1125	94x120x75
30,4x61 cm 12"x24" R	9 mm	7	1,30	40	52,00	19,72	25,62	1035	80x120x75
30,4x30,4 cm 12"x12" R	9 mm	13	1,20	40	48,00	20,83	25,00	1010	80x120x75
26x160 cm 10"x62" R	9,5 mm	4	1,66	24	39,84	21,08	35,00	880	91x171x60
22x90 cm 9"x36" R	9 mm	5	0,99	66	65,34	20,20	20,00	1330	94x120x85
20,2x122,2 cm 8"x48" R	9,5 mm	4	0,99	48	47,52	20,00	19,80	960	80x120x75
15x90 cm 6"x36" R	9 mm	8	1,08	56	60,48	18,69	20,18	1140	94x120x75
15x61 cm 6"x24" R	9 mm	14	1,28	50	64,00	18,91	24,20	1220	80x120x90
<b>LAPPATI E RETTIFICATI / HONED AND RECTIFIED (LR)</b>									
121x121 cm 48"x48" LR	9,5 mm	1	1,46	26	37,96	24,37	35,58	965	130,5x130,5x60
79x157,7 cm 31"x30" LR	9,5 mm	2	2,49	15	37,35	22,82	56,80	920	91x171x60
60x121 cm 24"x48" LR	9,5 mm	2	1,45	36	52,20	18,30	26,53	965	94x120x75
<b>SPESSORATI / EXTRA THICK (R)</b>									
122x122 cm 48"x48" R	20 mm	1	1,49	18	26,82	40,09	59,73	1115	130,5x130,5x60
90x90 cm 36"x36" R	20 mm	1	0,81	21	17,01	43,57	35,29	770	94x107x65
61x122 cm 24"x48" R	20 mm	1	0,74	36	26,64	40,55	30,00	1090	94x120x75
61x61 cm 24"x24" R	20 mm	2	0,74	30	22,20	44,37	32,84	995	80x120x75
45x90 cm 18"x36" R	20 mm	2	0,81	27	21,87	44,35	35,93	980	94x120x60
40x122 cm 16"x48" R	20 mm	2	0,98	21	20,58	41,5	40,67	880	94x120x55
<b>pezzi speciali / special pieces / pièces spéciales / formteile /</b>									
7,5x61,5 cm 3"x24" battiscopa		12					8,50		
7,5x61 cm 3"x24" battiscopa rettificato		12					8,50		
7,5x45,2 cm 3"x18" battiscopa		20					12,50		
7,5x30,6 cm 3"x12" battiscopa		36					13,00		
6,5x160 cm 2"x62" battiscopa rettificato		6					14,00		
6,5x122,2 cm 2"x48" battiscopa rettificato		10					12,50		
6,5x121 cm 2"x48" battiscopa lappato rettificato		10					12,50		
6,5x90 cm 2"x36" battiscopa rettificato		10					12,90		
6,5x61,5 cm 2"x24" battiscopa		12					8,50		
6,5x61 cm 2"x24" battiscopa rettificato		12					8,50		
6,5x40 cm 2"x16" battiscopa		20					9,90		
6,5x30,6 cm 2"x12" battiscopa		36					13,00		

Note / Notes / Notes / Anmerkungen /  
I battiscopa e gli elementi "L" vengono venduti a pz. e a scatola completa. Tutti gli altri pezzi speciali vengono venduti al pezzo. I gradini vengono prodotti solo su ordinazione (tempo minimo di consegna 20 gg lavorativi).  
All skirting and monolithic L elements, priced per piece, are sold in full box. All other special trims are sold by piece. Steps are produced only on request (minimum delivery terms of 20 days).  
Les plinthes et élément "L" sont vendues la pièce et par boîte complète. Les autres pièces spéciales sont vendus la pièce. Le plat de marche sont produit sur demande (délai minimum de 20 jours).  
Die Sockelleisten und Stufen werden pro Stk. und Vollen Kartons verkauft. Stufen und Stufenecken werden nur auf Bestellung produziert (Lieferzeiten mindesten 20 arbeitstagen ab Auftragserteilung).





**Tuscania Ceramiche S.p.A.**  
Via Giardini Sud 4603 - 41028 Serramazzoni (MO)  
Italia  
Tel. +39 0536 952 399  
fax commerciale +39 0536 9540716  
[www.tuscaniagres.it](http://www.tuscaniagres.it)  
[info@tuscaniagres.it](mailto:info@tuscaniagres.it)

