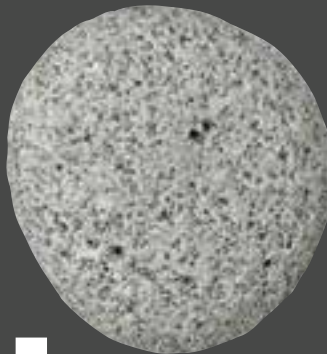


S

E

N

3 TYPES OF STONES



T

1 UNIQUE STYLE

S

STONES

3 TYPES OF STONES
1 UNIQUE STYLE



STONES

SLATE

ANTRACITE

GRIGIO

PIOMBO



4 FORMATI

SIZES
FORMAT
PRODUKTFORMAT

100x100
60x120
60x60
30x60

1 SUPERFICIE

SURFACE
SURFACE
OBERFLÄCHEN

RETT. / RECT.



WALS

GRIGIO

BEIGE

BIANCO



3 FORMATI

SIZES
FORMAT
PRODUKTFORMAT

60x120
60x60
30x60

3 SUPERFICI

SURFACES
SURFACES
OBERFLÄCHEN

RETT. / RECT.
RETT. / RECT. - LAPP.
RETT. / RECT. - STRUCT.

QUARTZ

GOLD

WHITE

SILVER



4 FORMATI

SIZES
FORMAT
PRODUKTFORMAT

60x120
60x60
30x60
45x45

2 SUPERFICI

SURFACES
SURFACES
OBERFLÄCHEN

RETT. / RECT.
GRIP




SLATE

STONES


A MATERIAL WHICH
CREATES AN
ELEGANT STYLISTIC
PERSONALITY

UNE MATIÈRE
QUI CONFÈRE
UNE ÉLÉGANTE
EMPREINTE
STYLISTIQUE


EIN MATERIAL VON
STILPRÄGENDER
ELEGANZ



GRIGIO



PIOMBO



ANTRACITE

UNA MATERIA CHE
CONFERISCE UN'ELEGANTE
IMPRONTA STILISTICA

SLATE
GRIGIO





Wall: SLATE GRIGIO Rect. 60x120 / Muretto Rect. 30x60 | Floor: SLATE GRIGIO Rect. 100x100

SLATE
PIOMBO





SLATE
ANTRACITE






QUARTZ

STONES


MODERN
INTERPRETATION
OF STONE

LA PIERRE DANS SON
INTERPRÉTATION
MODERNE

STEIN MODERN
INTERPRETIERT



WHITE



GOLD



SILVER

MODERNA
INTERPRETAZIONE
DELLA PIETRA

QUARTZ
WHITE





QUARTZ
GOLD






QUARTZ
SILVER







WALS

STONES


EXCITING COLOURS
SUITABLE FOR
ANYWHERE
IN THE HOME

DES COULEURS
SÉDUISANTES QUI
CONVIENNENT À
CHAQUE ESPACE
DE VIE

ANSPRECHENDE
FARBEN, GEEIGNET
FÜR JEDEN RAUM
DES ZUHAUSES



BIANCO



BEIGE



GRIGIO

COLORI AVVOLGENTI
ADATTI AD OGNI SPAZIO
ABITATIVO

WALS
BIANCO





WALS
BEIGE





Wall: WALS BEIGE Lapp. Rect. 30x60 / Muretto Rect. 30x60 | Floor: WALS BEIGE Rect. 60x60


WALS
GRIGIO





Wall: WALS GRIGIO Lapp. Rect. 30x60 / Muretto Rect. 30x60 | Floor: WALS GRIGIO Rect. 60x120

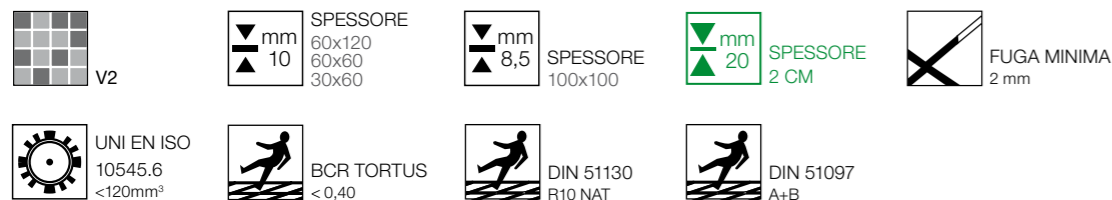
● WALS





SLATE

CARATTERISTICHE TECNICHE . TECHNICAL CHARACTERISTICS . CARACTERISTIQUES TECHNIQUES . TECHNISCHE DATEN



100x100 Rect.
CSL10R4 GRIGIO
□ 79




60x120 Rect.
CSL62R4 GRIGIO
□ 78



60x60 Rect.
CSL60R4 GRIGIO
□ 73




30x60 Rect.
CSL36R4 GRIGIO
□ 73



100x100 Rect.
CSL10R44 PIOMBO
□ 79



60x120 Rect.
CSL62R44 PIOMBO
□ 78



60x60 Rect.
CSL60R44 PIOMBO
□ 73




30x60 Rect.
CSL36R44 PIOMBO
□ 73



100x100 Rect.
CSL10R7 ANTRACITE
□ 79



60x120 Rect.
CSL62R7 ANTRACITE
□ 78



60x60 Rect.
CSL60R7 ANTRACITE
□ 73



30x60 Rect.
CSL36R7 ANTRACITE
□ 73


QUARTZ

STONES


CARATTERISTICHE TECNICHE . TECHNICAL CHARACTERISTICS . CARACTERISTIQUES TECHNIQUES . TECHNISCHE DATEN




60x120 Rect.
CQR62R1 WHITE
□ 78



60x60 Rect.
CQR60R1 WHITE
□ 73



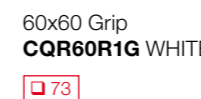
30x60 Rect.
CQR36R1 WHITE
□ 73



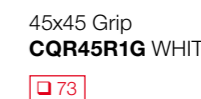
45x45 Rect.
CQR45R1 WHITE
□ 73



60x60 Grip
CQR60R1G WHITE
□ 73



30x60 Grip
CQR36R1G WHITE
□ 73



45x45 Grip
CQR45R1G WHITE
□ 73



60x120 Rect.
CQR62R2 GOLD
□ 78



60x60 Rect.
CQR60R2 GOLD
□ 73



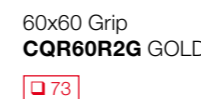
30x60 Rect.
CQR36R2 GOLD
□ 73



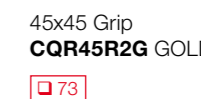
45x45 Rect.
CQR45R2 GOLD
□ 73



60x60 Grip
CQR60R2G GOLD
□ 73



30x60 Grip
CQR36R2G GOLD
□ 73



45x45 Grip
CQR45R2G GOLD
□ 73



60x120 Rect.
CQR62R4 SILVER
□ 78



60x60 Rect.
CQR60R4 SILVER
□ 73



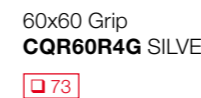
30x60 Rect.
CQR36R4 SILVER
□ 73



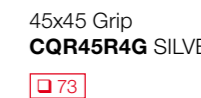
45x45 Rect.
CQR45R4 SILVER
□ 73



60x60 Grip
CQR60R4G SILVER
□ 73




30x60 Grip
CQR36R4G SILVER
□ 73



45x45 Grip
CQR45R4G SILVER
□ 73

WALS

CARATTERISTICHE TECNICHE . TECHNICAL CHARACTERISTICS . CARACTERISTIQUES TECHNIQUES . TECHNISCHE DATEN



60x120 Rect.
CWL62R1 BIANCO

□ 78

60x120 Lapp./Rect.
CWL62RL1 BIANCO

□ 79



60x60 Rect. **CWL60R1** BIANCO
60x60 Struct. **CWL60R1S** BIANCO

□ 73

60x60 Lapp./Rect.
CWL60RL1 BIANCO

□ 76



30x60 Rect. **CWL36R1** BIANCO
30x60 Struct. **CWL36R1S** BIANCO

□ 73

30x60 Lapp./Rect.
CWL36RL1 BIANCO

□ 73



60x120 Rect.
CWL62R2 BEIGE

□ 78

60x120 Lapp./Rect.
CWL62RL2 BEIGE

□ 79



60x60 Rect. **CWL60R2** BEIGE
60x60 Struct. **CWL60R2S** BEIGE

□ 73

60x60 Lapp./Rect.
CWL60RL2 BEIGE

□ 76



30x60 Rect. **CWL36R2** BEIGE
30x60 Struct. **CWL36R2S** BEIGE

□ 73

30x60 Lapp./Rect.
CWL36RL2 BEIGE

□ 73



60x120 Rect.
CWL62R4 GRIGIO

□ 78

60x120 Lapp./Rect.
CWL62RL4 GRIGIO

□ 79



60x60 Rect. **CWL60R4** GRIGIO
60x60 Struct. **CWL60R4S** GRIGIO

□ 73

60x60 Lapp./Rect.
CWL60RL4 GRIGIO

□ 76



30x60 Rect. **CWL36R4** GRIGIO
30x60 Struct. **CWL36R4S** GRIGIO

□ 73

30x60 Lapp./Rect.
CWL36RL4 GRIGIO

□ 73

OUTFIT 2.0


MONOLITHIC OUTDOOR FLOOR



100x100 Rect.
XSL10R4 GRIGIO
XSL10R44 PIOMBO
XSL10R7 ANTRACITE



60x120 Rect.
XSL62R4 GRIGIO
XSL62R44 PIOMBO
XSL62R7 ANTRACITE



60x60 Rect.
XSL60R4 GRIGIO
XSL60R44 PIOMBO
XSL60R7 ANTRACITE

SLATE

QUARTZ

WALS

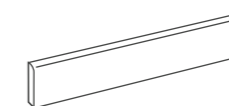
DECORI . DECORATIONS . DECORS . VERZIERUNGEN



30x60 Muretto
SLATE **CSL4MU** GRIGIO
SLATE **CSL44MU** PIOMBO
SLATE **CSL7MU** ANTRACITE
QUARTZ **CQR1MU** WHITE
QUARTZ **CQR2MU** GOLD
QUARTZ **CQR4MU** SILVER
WALS **CWL1MU** BIANCO
WALS **CWL2MU** BEIGE
WALS **CWL4MU** GRIGIO

⊙ 61

PEZZI SPECIALI . SPECIAL TRIMS . PIECES SPECIALES . SONDERTEILE



7x60 Battiscopa
SLATE **CSL6R4BT** GRIGIO
SLATE **CSL6R44BT** PIOMBO
SLATE **CSL6R7BT** ANTRACITE
QUARTZ **CQR6R1BT** WHITE
QUARTZ **CQR6R2BT** GOLD
QUARTZ **CQR6R4BT** SILVER
WALS **CWL6R1BT** BIANCO
WALS **CWL6R2BT** BEIGE
WALS **CWL6R4BT** GRIGIO

◆ 27

IMBALLI . PACKING . EMBALLAGE . VERPACKUNGSEINHEITEN

Tile	Thickness	Size	Units	Area (sqm)	Weight (kg)	Volume (m³)	Area (sqm)	Weight (kg)
SLATE	10 mm	100x100 rect.	2	2,000	39,50	20	40,000	790
		60x120 rect.	2	1,440	31,00	32	46,080	1015
		60x60 rect.	4	1,440	30,60	30	43,200	933
	20 mm	30x60 rect.	7	1,260	26,40	40	50,400	1071
		100x100 rect.	1	1,000	43,00	20	20,000	899
		60x120 rect.	1	0,720	31,30	15	10,800	481
		60x60 rect.	2	0,720	31,30	32	23,040	1020
QUARTZ	10 mm	60x120 rect.	2	1,440	31,00	32	46,080	1015
		60x60 rect./grip	4	1,440	30,60	30	43,200	933
		30x60 rect./grip	7	1,260	26,40	40	50,400	1071
	20 mm	45x45 rect./grip	7	1,417	21,00	52	73,684	1110
		60x120 rect.	1	0,720	31,30	15	10,800	481
		60x60 rect.	2	0,720	31,30	32	23,040	1020
WALS	10 mm	60x120 rect./lapp.rect.	2	1,440	31,00	32	46,080	1015
		60x60 rect./lapp.rect. /strut.	4	1,440	30,60	30	43,200	933
		30x60 rect./lapp. rect. /strut.	7	1,260	26,40	40	50,400	1071
	20 mm	60x120 rect.	1	0,720	31,30	15	10,800	481
		60x60 rect.	2	0,720	31,30	32	23,040	1020

CODICI PREZZO . PRICE CODES . CODES PRIX . PREISLISTE

Code	27	61	73	76	78	79	81
□ MQ							
⊙ PZ	12,40	38,00	59,00	69,00	86,00	97,00	129,00
◆ ML							

STONES



Ceramiche CCV Castelvetro S.p.A.

Strada Statale 569, 173
41014 Solignano (Mo) ITALY
Tel. +39 059 778511
Fax: It. +39 059 778571
Fax: Export +39 059 778523
info@castelvetro.it
www.castelvetro.it